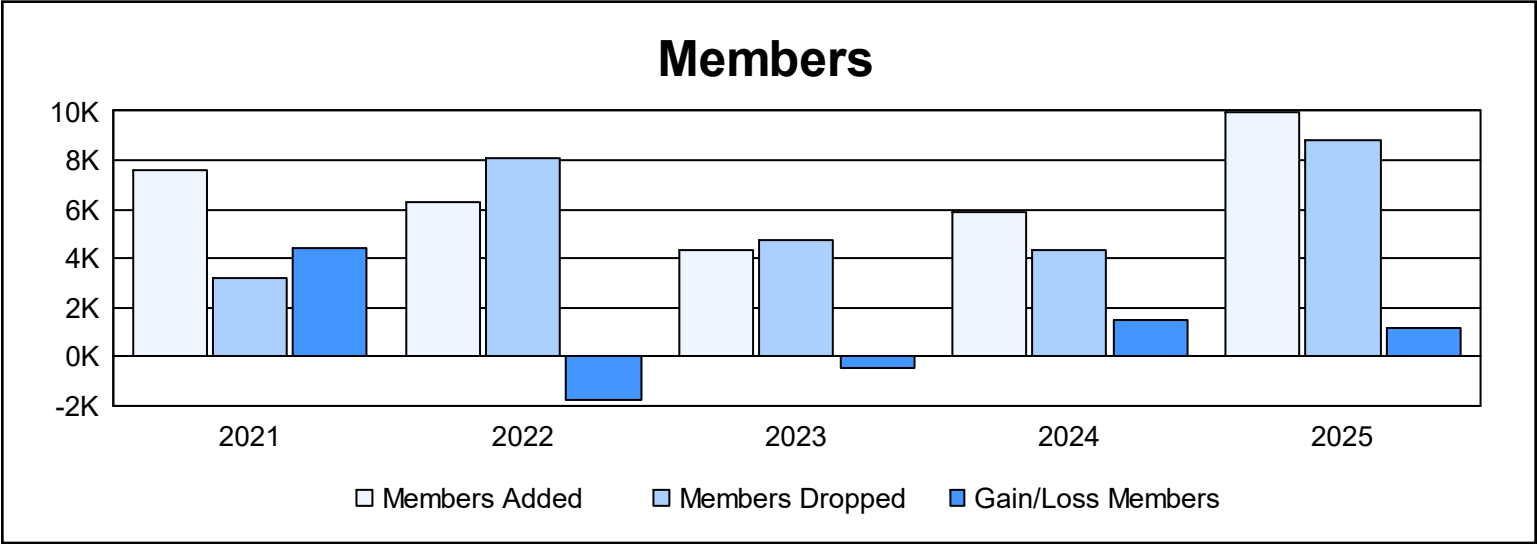
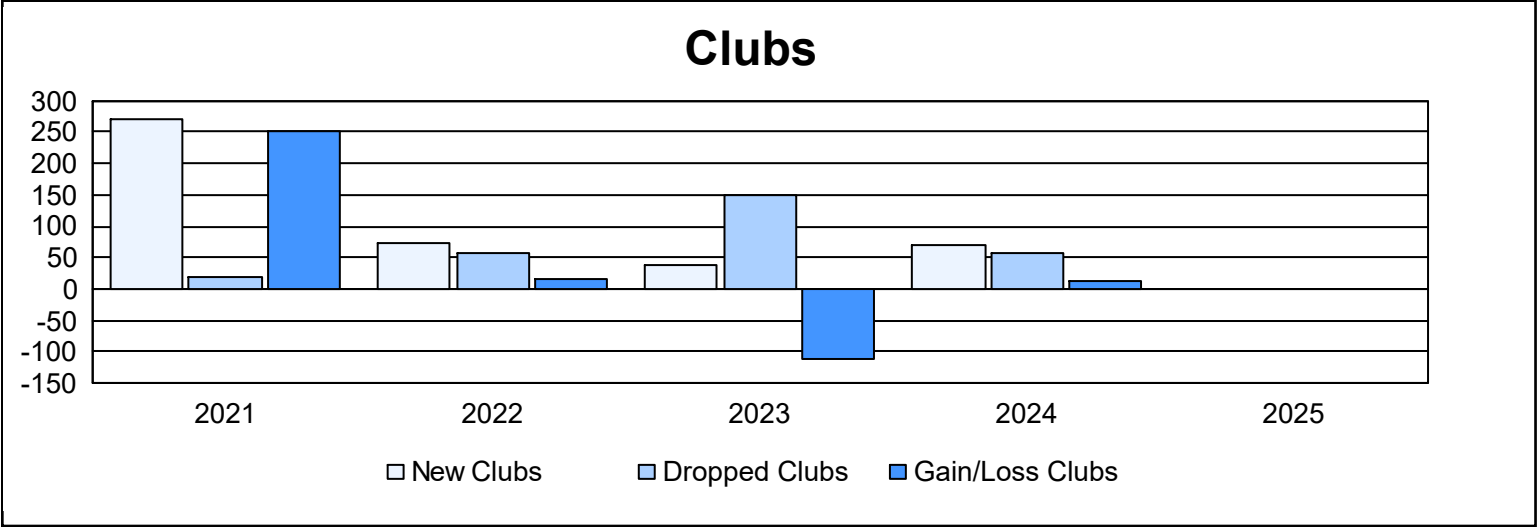
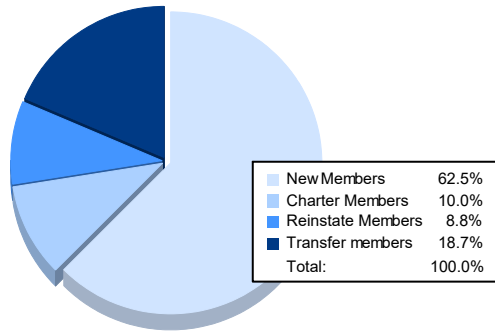


Year	New Clubs	Dropped Clubs	Gain/ Loss Clubs	New Members	Charter Members	Reinstate Members	Transfer Members	Total Member Added	Total Members Dropped	Gain/ Loss Members
2020-2021	271	20	251	2,274	5,199	89	27	7,589	3,175	4,414
2021-2022	73	58	15	3,584	2,183	249	309	6,325	8,078	-1,753
2022-2023	37	149	-112	2,357	1,313	446	185	4,301	4,779	-478
2023-2024	70	58	12	3,490	1,877	334	161	5,862	4,344	1,518
2024-2025				6,219	993	879	1,859	9,950	8,821	1,129
Average	113	71	42	3,585	2,313	399	508	6,805	5,839	966



### Membership Composition June 2025 Cumulative



### Gender Composition June 2025 Cumulative

